


Make your own Pet Gecko!


Have some fun making your own pet gecko to keep at home.




Step One:
Cut out the gecko template.



Step Two:
Trace it onto some cardboard. We use old cereal boxes.



Step Three:
Cut the cardboard image out.



Step Four:
Colour in your gecko.

Step Five:
Give your gecko a small bend long ways down it's spine and it will stand up for you.

Your finished pet Gecko:
Have fun with your finished pet gecko - don't forget to send us a photo of your creation!

